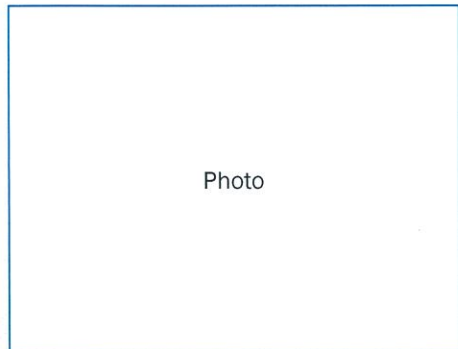


# ACTION PLAN FOR Anaphylaxis

Name: \_\_\_\_\_

Date of birth: \_\_\_\_\_



Photo

Confirmed allergens:

\_\_\_\_\_

\_\_\_\_\_

\_\_\_\_\_

Family/emergency contact name(s):

\_\_\_\_\_

Work Ph: \_\_\_\_\_

Home Ph: \_\_\_\_\_

Mobile Ph: \_\_\_\_\_

Plan prepared by:

Dr \_\_\_\_\_

Signed \_\_\_\_\_

Date: \_\_\_\_\_

for use with EpiPen® or EpiPen® Jr adrenaline autoinjectors (with blue safety release and orange needle end)

## MILD TO MODERATE ALLERGIC REACTION

- swelling of lips, face, eyes
- hives or welts
- tingling mouth
- abdominal pain, vomiting (these are signs of a severe allergic reaction to insects)

## ACTION

- **For insect allergy, flick out sting if visible. Do not remove ticks**
- Stay with person and call for help
- Give medications (if prescribed) .....  
Dose: .....
- Locate EpiPen® or EpiPen® Jr
- Contact family/emergency contact



**Watch for any one of the following signs of Anaphylaxis**

## ANAPHYLAXIS (SEVERE ALLERGIC REACTION)

- difficult/noisy breathing
- swelling of tongue
- swelling/tightness in throat
- difficulty talking and/or hoarse voice
- wheeze or persistent cough
- persistent dizziness or collapse
- pale and floppy (young children)

## ACTION

- 1 Lay person flat, do not stand or walk. If breathing is difficult allow to sit**
- 2 Give EpiPen® or EpiPen® Jr**
- 3 Phone ambulance\* - 000 (AU), 111 (NZ), 112 (mobile)**
- 4 Contact family/emergency contact**
- 5 Further adrenaline doses may be given if no response after 5 minutes (if another adrenaline autoinjector is available)**

**If in doubt, give EpiPen® or EpiPen® Jr**

EpiPen® Jr is generally prescribed for children aged 1-5 years.

\*Medical observation in hospital for at least 4 hours is recommended after anaphylaxis.

Additional information

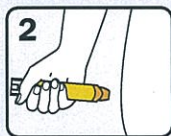
\_\_\_\_\_

\_\_\_\_\_

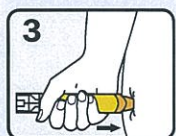
### How to give EpiPen® or EpiPen® Jr



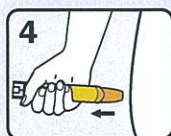
Form fist around EpiPen® and PULL OFF BLUE SAFETY RELEASE.



PLACE ORANGE END against outer mid-thigh (with or without clothing).



PUSH DOWN HARD until a click is heard or felt and hold in place for 10 seconds.



REMOVE EpiPen®. Massage injection site for 10 seconds.