

Safe Around Schools



Getting children to school safely is everyone’s job. There are lots of children, parents and cars all trying to get to the same place at the same time - with limited car parking.

While there is no quick fix, schools, council, parents and children can all work together to get everyone to school and work - safely and on time.

When there is not enough parking around your school, here are some helpful tips:



Reduce car trips – one of these options may work for you

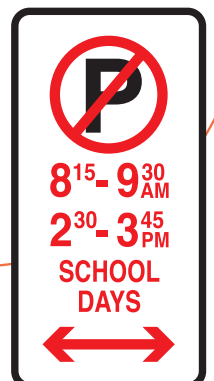
- ✓ **Walk or ride to school.** Start the day with some fresh air and exercise and avoid car congestion.
- ✓ **Your school has a Walk to School map.** Grab a copy and find the best walking route to your school.
- ✓ **Park and walk.** Park a little further away from school and enjoy a short walk - avoiding car congestion and parking pressure.
- ✓ **Carpool with a friend.** Share pick up and drop off with friends - this reduces the number of cars around your school.

Keep the pick-up zone moving

- ✓ **The pick-up zone** allows you to stop while picking up or dropping off your child. This must not take more than two minutes. You can’t park and wait for your child in your car or leave your vehicle.
- ✓ **Move as far down the pick-up zone as possible,** don’t stop at the start, this blocks the traffic behind you.
- ✓ **Arrive at least three minutes after the school bell.** No children are ready before this time. Don’t arrive early and park in the pick-up zone – remember, you can only stop here for 2 minutes.
- ✓ **Stagger your pick-up or drop-off times** – try to drop off slightly earlier or pick up slightly later, this will help you avoid peak times.
- ✓ **Child not there? Keep moving!** Drive out of the pick-up zone and come back through. This gives your children time to arrive and keeps the pick-up zone flowing. Don’t park and wait for them.

No Parking

This no parking sign means that the area is a pick-up/ drop-off zone. You cannot leave your vehicle unattended and you cannot be parked for more than two minutes. The times may be a little different at your school, but the rules are the same.



Be courteous and aware

- ✓ **Follow signs, road rules and parking signs**, they are there to keep our children safe.
- ✓ **No stopping signs mean “Do not stop your vehicle for any reason”**. This means do not stop or leave your vehicle – this is dangerous.
- ✓ **Don't park on nature strips or in front of people's driveways**. This is very unsafe for children and other road users. It blocks the road and children can't see any approaching dangers.
- ✓ **Don't drop your children on the other side of the road and tell them to run across**. This is dangerous. Use the pick-up zone to pick up or drop off. Use the safest crossing point, like a School Crossing or a Pedestrian Crossing.
- ✓ **Be patient**. If you choose to drive to school, remember many other parents are doing the same thing. Be extra careful and patient.
- ✓ **Slow down and be alert!** Children can be unpredictable and there are LOTS of children around schools, especially at drop off and pick up times.

Use school crossings

- ✓ **Casey's School Crossing Supervisors** are trained to help children to cross the road safely.
- ✓ **Use the school crossing**. It is the safest place for children to cross the road.
- ✓ **Keep the school crossing clear**. Do not stop your car on the crossing. Blocking the crossing is dangerous for everyone.

Getting children to school safely is everyone's job. Think before you park, drive, drop off and pick up! All children deserve to get to school safely.

This project is a joint partnership between City of Casey, TAC and Casey schools.

Never double park, it is illegal and dangerous

Double parking is stopping next to parked cars to pick up or let out children.


Follow the signs And keep children safe



School Zone


The speed limit around schools is 40km on school days between 8.00am and 9.30am and 2.30pm and 4.00pm.

Slow down and keep children safe.



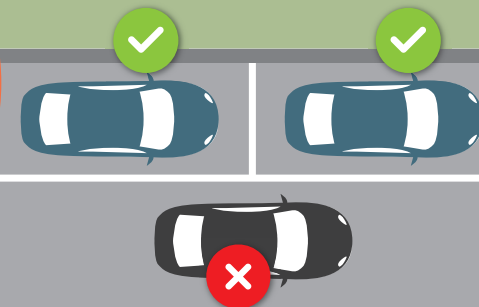
No Stopping

The no stopping sign means you cannot stop your vehicle for any purpose, no matter how short the time.



Bus Zone

A bus zone is an area only for busses. You cannot stop there at all.



Contact City of Casey

03 9705 5200

NRS: 133 677 (for the deaf, hearing or speech impaired)

TIS: 131 450 (Translating and Interpreting Service)

caseycc@casey.vic.gov.au

casey.vic.gov.au

 facebook.com/CityOfCasey

 @CityOfCasey

PO Box 1000
Narre Warren VIC 3805

Customer Service Centres

Narre Warren

Bunjil Place
Patrick Northeast Drive

Cranbourne

Cranbourne Park
Shopping Centre